



July Job Market Review

Dates: 1st July to 31st July

2,674,928 Total Users 27,987,267 Page Views 13,062,008 Total Job Searches

SUMMARY

July at a Glance

Reed.co.uk overview

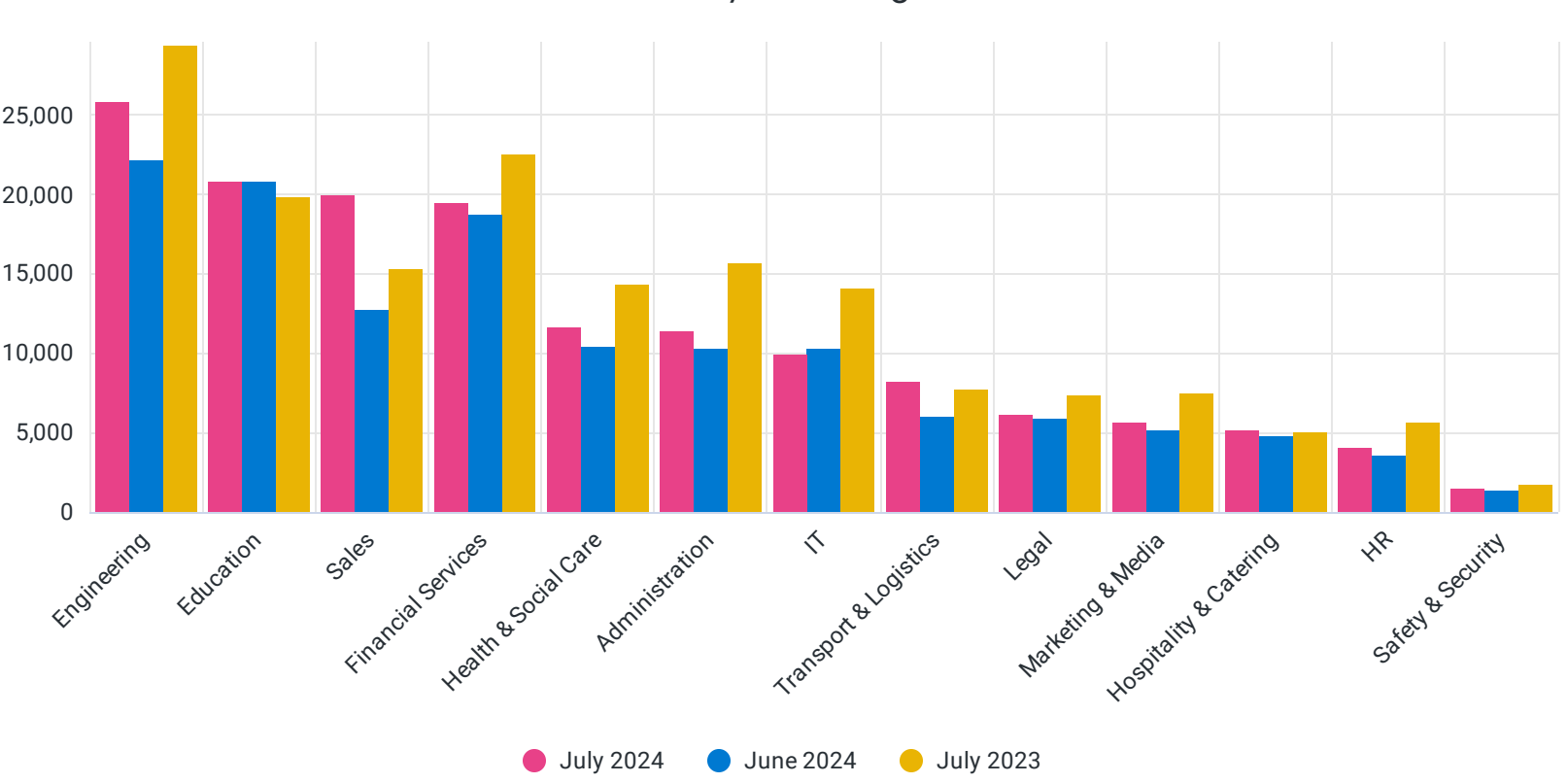
- The number of jobs posted on Reed.co.uk in July **increased by +13% month-on-month (MoM)**, showing potential early signs of increased confidence in the market.
- Jobs posted were down by -10% year-on-year (YoY)**. The only sectors to see YoY increases were Sales (+31%), Transport & Logistics (+7%), Education (+5%), and Hospitality & Catering (+3%).
- Applications were up **+4% MoM** and **+21% YoY** in July.
- The **majority of regions** across the UK saw **YoY and MoM growth in applications**. The East Midlands and Northern Ireland both saw MoM dips by -6% and -7% respectively.

Industry news

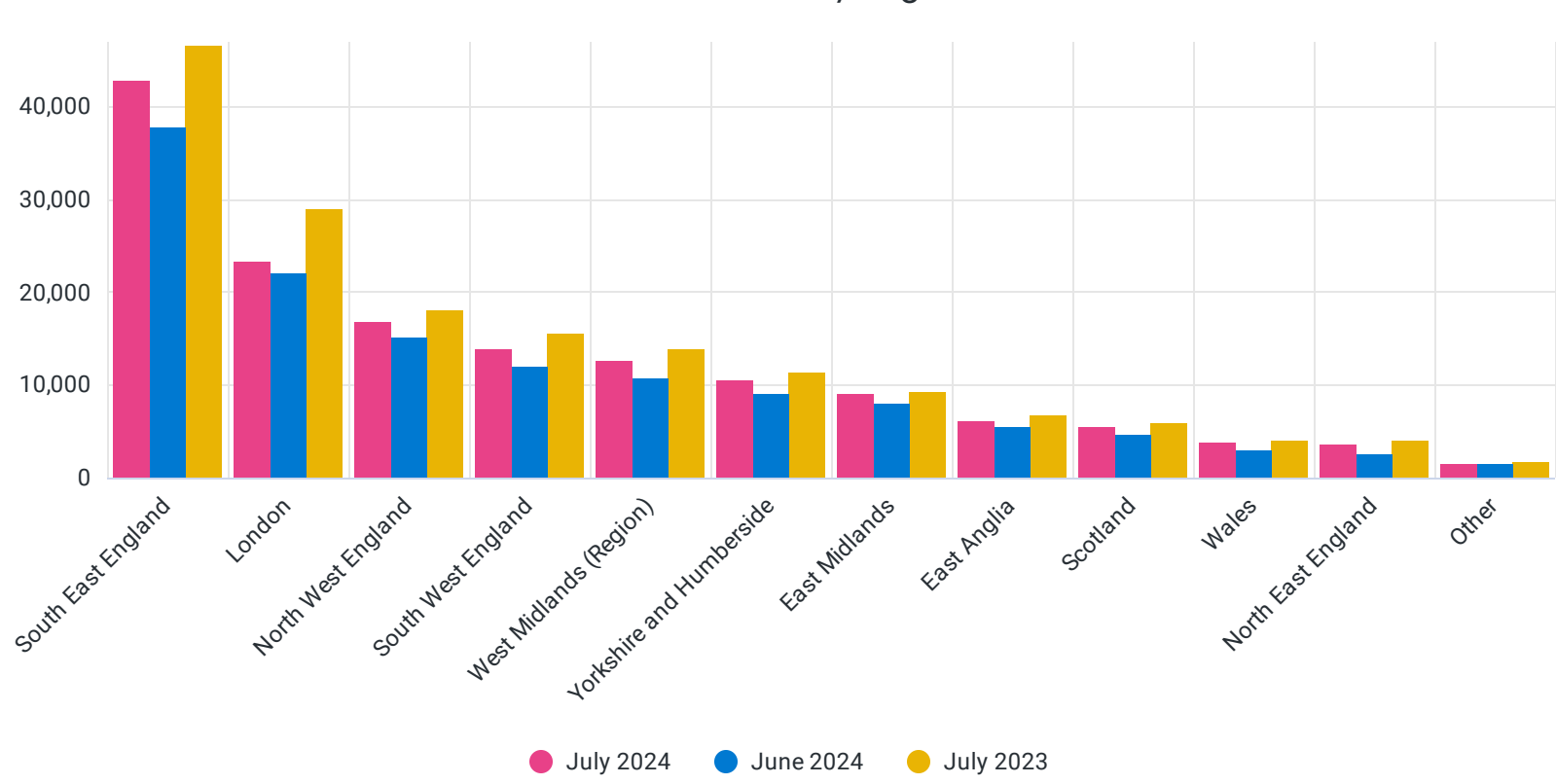
- The new Labour Government has pledged **'the biggest upgrade to rights at work for a generation'**. It plans to kickstart economic growth by addressing issues such as insecure work, low pay and exploitative issues, creating a Fair Work agency, and ending the junior doctor strikes.
- A new survey by the British Chambers of Commerce (BCC) and the Open University revealed that **63% of businesses in London and the South East are suffering from a lack of qualified workers**, with the engineering sector facing the most significant shortages.
- The 4 Day Week Campaign has announced a **second four-day week pilot across the UK** for this autumn. At least 54 of the 61 participating businesses have maintained the four-day working week since the trial in 2022.
- Fmlvees workinn remotely fell to 14% in June 2024**, compared to 38% in June 2020, according to the Office of National Statistics. It's also reported that a number of employers are looking to enforce return to office mandates throughout the year.

Job Market Insights

Jobs Posted by Knowledge Domain



Jobs Posted by Region



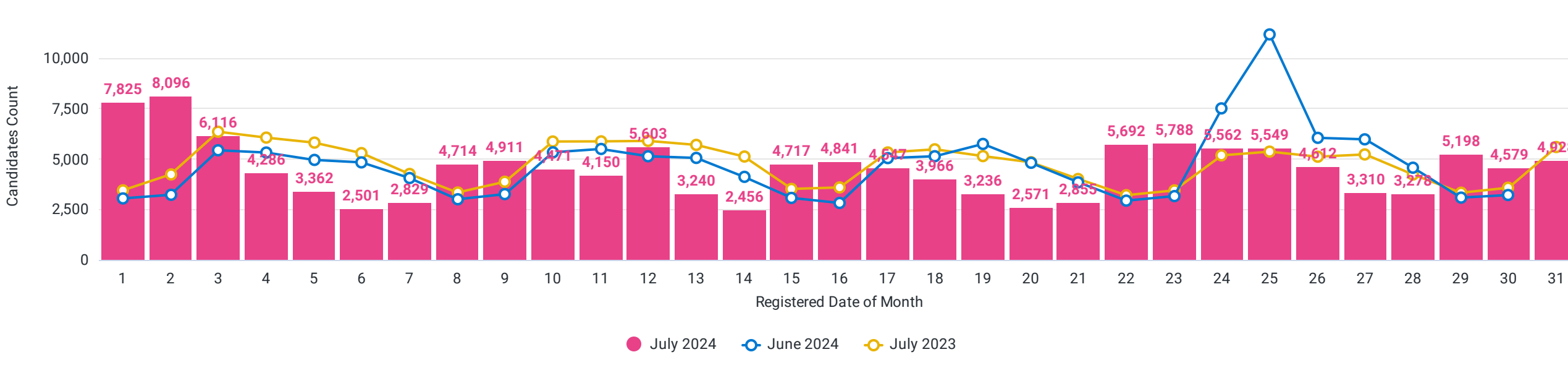
Jobs Posted by Knowledge Domain and Region

Job Region	East Anglia	East Midlands	London	North East En...	North West E...	Northern Irela...	Other	Scotland	South East En...	South West E...	Wales	West Midland...	Yorkshire and...	Total
Knowledge Domain Name	Jobs	Jobs	Jobs	Jobs	Jobs	Jobs	Jobs	Jobs	Jobs	Jobs	Jobs	Jobs	Jobs	Jobs
1 Engineering	1,311	1,832	2,382	750	2,631	75	301	1,322	7,304	2,809	840	2,300	1,972	25,829
2 Financial Services	885	1,001	4,242	314	2,392	55	129	511	5,271	1,493	306	1,552	1,320	19,471
3 Sales	796	1,511	1,987	682	2,675	67	192	1,041	4,844	2,152	773	1,925	1,347	19,992
4 Health & Social Care	617	657	1,126	306	1,369	32	42	603	3,484	1,417	410	891	669	11,623
5 Administration	597	604	1,605	201	1,084	29	67	446	3,884	1,004	234	900	758	11,413
6 Education	438	1,262	3,415	540	2,579	0	76	31	6,861	1,208	380	1,782	2,183	20,755
7 Transport & Logistics	418	624	282	156	664	30	27	413	3,463	770	240	605	501	8,193
8 IT	278	447	3,071	257	936	27	423	338	2,070	775	141	700	440	9,903
9 Hospitality & Catering	272	284	648	104	485	21	41	308	1,399	737	180	401	273	5,153
10 Marketing & Media	216	289	1,856	72	561	9	59	107	1,297	351	86	436	308	5,647
11 Legal	142	212	1,440	97	820	2	31	176	1,336	656	144	550	487	6,093
12 HR	128	244	929	59	377	9	33	88	1,270	320	88	313	232	4,090
13 Safety & Security	64	107	228	49	158	9	23	69	341	162	41	137	106	1,494
Totals	6,162	9,074	23,211	3,587	16,732	365	1,444	5,453	42,826	13,854	3,864	12,494	10,596	149,662

Note: Salary breakdowns have been excluded from this month's Job Market Review while we update our calculation methodology.

Candidate Insights

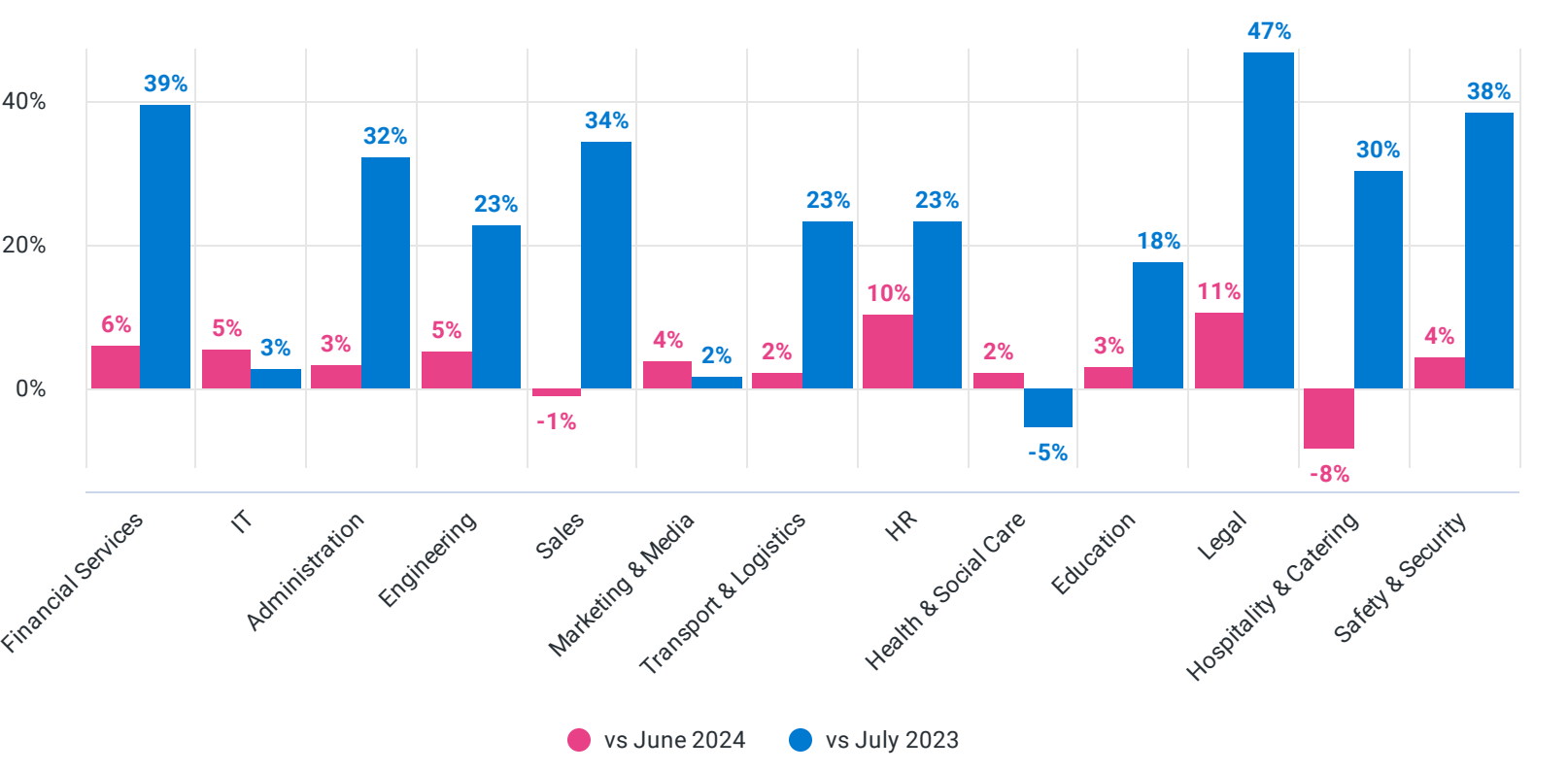
Candidates Registered



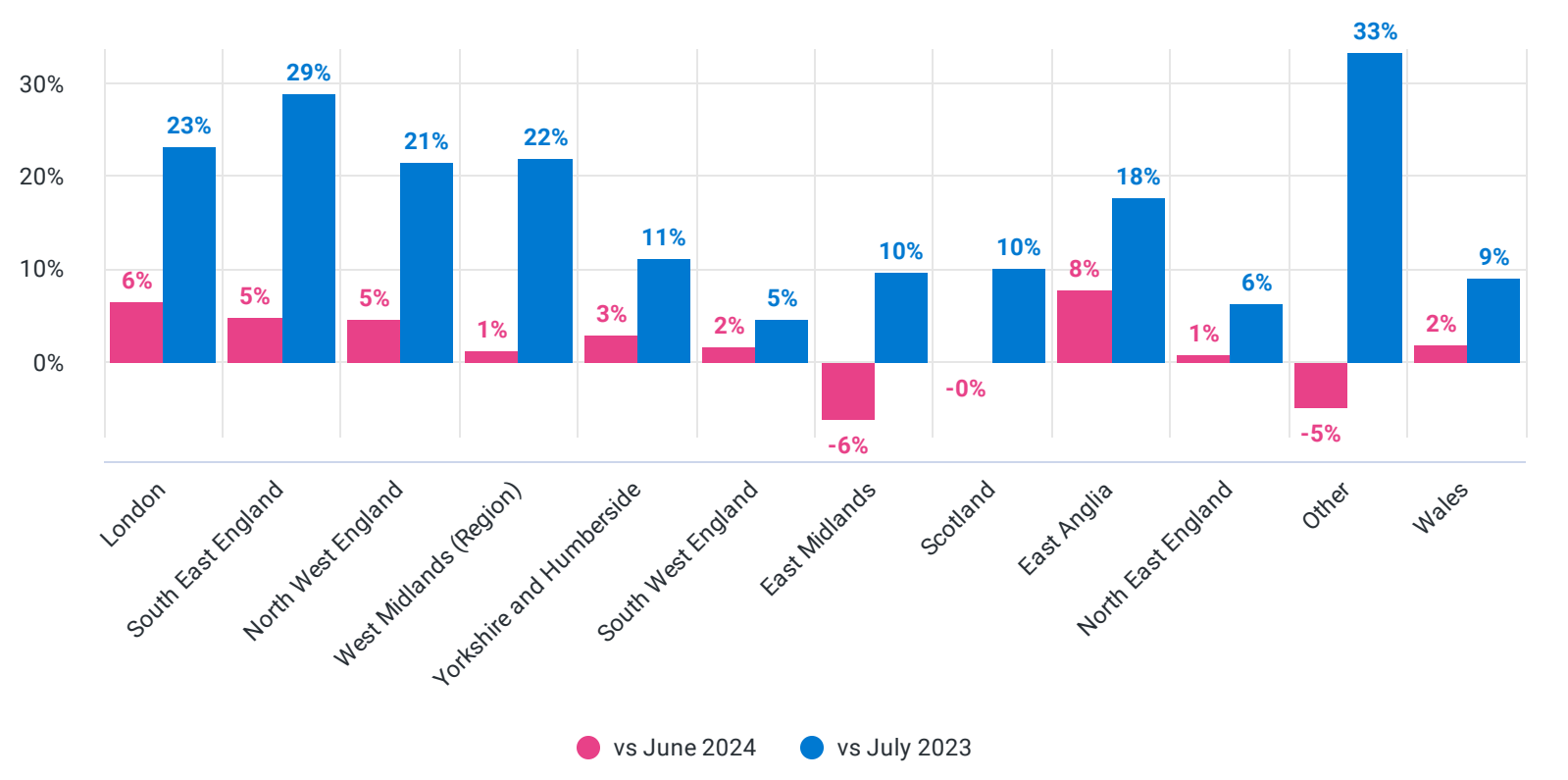
60%
CV Searchable

Candidate Behaviour

Apps by Knowledge Domain



Apps by Region



Apps by Knowledge Domain and Region

Job Region	London	South East En...	North West E...	West Midland...	Yorkshire and...	East Midlands	South West E...	North East En...	Scotland	East Anglia	Other	Wales	Northern Irela...	Total
Knowledge Domain	Apps	Apps	Apps	Apps	Apps	Apps	Apps	Apps	Apps	Apps	Apps	Apps	Apps	Apps
1 Administration	164,039	107,645	35,532	35,936	23,617	14,762	14,019	5,883	8,631	8,752	4,675	4,157	399	428,047
2 IT	209,988	70,091	39,420	31,195	18,195	13,969	22,803	7,852	11,562	8,446	7,889	5,091	756	447,257
3 Engineering	486,333	65,763	25,974	25,365	15,296	16,046	16,186	7,799	7,050	8,213	1,737	5,847	372	244,281
4 Financial Services	224,380	99,477	40,379	35,958	16,797	13,757	14,260	4,528	6,727	7,755	3,700	3,529	468	471,715
5 Sales	64,117	49,362	22,940	21,067	11,808	10,272	9,314	4,350	5,324	4,416	4,888	3,268	298	211,424
6 Health & Social Care	23,519	33,122	12,888	11,716	6,339	5,628	6,681	2,399	4,154	3,811	272	2,074	86	112,689
7 Transport & Logistics	13,357	60,551	19,617	17,845	11,286	11,901	5,553	5,511	3,918	3,540	1,124	2,092	131	156,426
8 Marketing & Media	103,166	30,943	14,934	12,144	5,978	5,243	5,009	1,389	1,578	2,925	936	1,140	174	185,559
9 HR	64,276	25,763	8,919	9,245	4,775	4,431	3,902	1,496	2,298	2,044	392	993	115	128,649
10 Hospitality & Catering	26,327	14,611	6,627	5,923	2,916	2,779	2,824	1,082	2,119	1,604	7,166	863	82	74,923
11 Education	28,516	29,281	11,953	8,495	7,254	4,442	2,642	1,944	267	1,582	2,348	1,019	0	99,743
12 Legal	59,213	10,911	7,706	6,831	4,619	1,760	3,262	639	1,080	1,504	151	948	65	98,689
13 Safety & Security	10,631	5,388	2,010	2,187	1,275	1,087	1,040	512	486	561	820	329	37	26,363
Totals	1,040,269	602,960	248,899	223,919	130,155	106,077	107,495	45,384	55,194	55,153	36,098	31,360	2,983	2,685,946

2,685,765
Apps in July

21%
vs July 2023

4%
vs June 2024

7.4
Average Apps Per Candidate

14.0
Average Apps per Job

365,318
Active Applicants

In case you missed it...

- We've been working hard behind the scenes to enhance our CV Search tool. To help recruiters find the talent they need quickly and easily, we're introducing brand new features such as an enhanced search character limit and a more mobile friendly experience. To find out more or to get involved with the initial launch, please reach out to your Account Manager or Customer Success Manager.
- We hosted a 'Strategy Day' for our co-members at our London office. This was an insightful and engaging event that allowed us to reflect on what we've achieved, and align on our vision. Keep your eyes peeled for a new Reed.co.uk roadmap!
- Our Chairman, James Reed CBE, spoke to City AM on the UK workforce and discussed how the [new government can help tackle economic inactivity](#).
- Our annual Summer Party took place at Stereo, Covent Garden this year where we came together to [recognise our talented co-members](#). Our team winners will be feasting at a celebratory dinner and the individual winners will enjoy a cash prize and a night out at Taylor Swift's Eras tour!

Thanks for reading!